

CONSOLIDATED TEST RESULTS SUMMARY

Please see the following pages for full test results.

BULK SKU CRM.SKR20 **BATCH #** GF22 **SERVING SIZE** 1 ml

PRODUCT NAME Repair CBD Skin Repair Cream **LABORATORY** SC Labs

POTENCY	PER SERVING		PER GRAM	
Cannabidiol (CBD)	144	mg/serving	34.7	mg/g
Total THC (d9-THC, THCA)	3.97	mg/serving	0.956	mg/g
Cannabigerol (CBG)	4.04	mg/serving	0.972	mg/g
Cannabinol (CBN)	0.191	mg/serving	0.046	mg/g
Cannabichromene (CBC)	7.54	mg/serving	1.82	mg/g
Tetrahydrocannabinolic Acid (THCA)	<LOQ	mg/serving	<LOQ	mg/g
Delta-9-THC (d9-THC)	3.97	mg/serving	0.956	mg/g
Delta-8-THC (d8-THC)	<LOQ	mg/serving	<LOQ	mg/g

HEAVY METALS	PER GRAM		REGULATORY ACTION LEVEL
Arsenic	<LOQ	µg/g	1.5 µg/g
Cadmium	<LOQ	µg/g	0.5 µg/g
Lead	<LOQ	µg/g	0.5 µg/g
Mercury	<LOQ	µg/g	3.0 µg/g

RESIDUAL SOLVENTS	PER GRAM		REGULATORY ACTION LEVEL
Ethanol ^[1]	1240	µg/g	5,000 µg/g
Heptane	<LOQ	µg/g	5,000 µg/g

None of the other 18 residual solvents tested found above the limit of quantitation.

MICROBIAL	PASS/FAIL
Yeast & Mold	Pass
Coliform	Pass

PESTICIDES	REGULATORY ACTION LEVEL
None of the 66 pesticides tested found above the limit of detection.	10 ppb ^[2]



LOQ: Limit of Quantitation

- Ethanol is a food additive used in some of our ingredients. The FDA has labeled ethanol as Generally Recognized as Safe (GRAS). Many foods contain trace amounts of ethanol, including soy sauce, pasta sauces, fruits and juices, etc. Our products contain safe levels of ethanol and always below pertinent regulatory action levels.
- American Herbal Pharmacopoeia. (2014). Cannabis Inflorescence: Standards of Identity, Analysis, and Quality Control. Washington DC: AHP.

SAMPLE NAME: -CRM.SKR20-GF22

Infused, Topical

CULTIVATOR / MANUFACTURER

Business Name:

License Number:

Address:

DISTRIBUTOR / TESTED FOR

Business Name: Lazarus Naturals

License Number:

Address:

SAMPLE DETAIL

Batch Number: GF22

Sample ID: 240702M040

Date Collected: 07/02/2024

Date Received: 07/02/2024

Batch Size:

Sample Size: 1.0 units

Unit Mass:

Serving Size:

Scan QR code to verify
authenticity of results.

CANNABINOID ANALYSIS - SUMMARY

Total THC: 0.956 mg/g

Total CBD: 34.659 mg/g

Sum of Cannabinoids: 38.824 mg/g

Total Cannabinoids: 38.824 mg/g

Total THC/CBD is calculated using the following formulas to take into

account the loss of a carboxyl group during the decarboxylation step:

Total THC = Δ^9 -THC + (THCa (0.877))



Total CBD = CBD + (CBDa (0.877))

Sum of Cannabinoids = Δ^9 -THC + THCa + CBD + CBDa + CBG + CBGa +THCV + THCVa + CBC + CBCa + CBDV + CBDVa + Δ^8 -THC + CBL + CBNTotal Cannabinoids = (Δ^9 -THC + 0.877*THCa) + (CBD + 0.877*CBDa) +

(CBG + 0.877*CBGa) + (THCV + 0.877*THCVa) + (CBC + 0.877*CBCa) +

(CBDV + 0.877*CBDVa) + Δ^8 -THC + CBL + CBN

SAFETY ANALYSIS - SUMMARY

Pesticides:  PASSResidual Solvents:  PASSHeavy Metals:  PASSMicrobiology (PCR):  PASS


Microbiology (Plating): ND


For quality assurance purposes. Not a Regulatory Hemp Lab Test Report. These results relate only to the sample included on this report. This report shall not be reproduced, except in full, without written approval of the laboratory.

Sample Certification: California Code of Regulations Title 4 Division 19. Department of Cannabis Control Business and Professions Code. Reference: Sections 26100, 26104 and 26110, Business and Professions Code.

Decision Rule: Statements of conformity (e.g. Pass/Fail) to specifications are made in this report without taking measurement uncertainty into account. Where statements of conformity are made in this report, the following decision rules are applied: PASS - Results within limits/specifications, FAIL - Results exceed limits/specifications.

References: limit of detection (LOD), limit of quantification (LOQ), not detected (ND), not tested (NT), too numerous to count >250 cfu/plate (TNTC), colony-forming unit (cfu)


LQC verified by: Carmen Stackhouse
Job Title: Senior Laboratory Analyst
Date: 07/15/2024


Approved by: Josh Wurzer
Job Title: Chief Compliance Officer
Date: 07/15/2024

Amendment to Certificate of Analysis 240702M040-001

SC Laboratories California LLC. | 100 Pioneer Street, Suite E, Santa Cruz, CA 95060 | (866) 435-0709 | sclabs.com | C8-0000013-LIC | ISO/IES 17025:2017 PJLA Accreditation Number 87168

© 2024 SC Labs all rights reserved. Trademarks referenced are trademarks of either SC Labs or their respective owners. MKT0002 REV9 2/22 CoA ID: 240702M040-002 Summary Page



Cannabinoid Analysis

Tested by high-performance liquid chromatography with diode-array detection (HPLC-DAD).

Method: QSP 1157 - Analysis of Cannabinoids by HPLC-DAD

TOTAL THC: 0.956 mg/g

Total THC (Δ⁹-THC+0.877*THCa)

TOTAL CBD: 34.659 mg/g

Total CBD (CBD+0.877*CBDa)

TOTAL CANNABINOIDS: 38.824 mg/g

Total Cannabinoids (Total THC) + (Total CBD) + (Total CBG) + (Total THCV) + (Total CBC) + (Total CBDV) + Δ⁸-THC + CBL + CBN

TOTAL CBG: 0.972 mg/g

Total CBG (CBG+0.877*CBGa)

TOTAL THCV: <LOQ

Total THCV (THCV+0.877*THCVa)

TOTAL CBC: 1.815 mg/g

Total CBC (CBC+0.877*CBCa)

TOTAL CBDV: 0.244 mg/g

Total CBDV (CBDV+0.877*CBDVa)

Pesticide Analysis

Pesticide and plant growth regulator analysis utilizing high-performance liquid chromatography-mass spectrometry (HPLC-MS) or gas chromatography-mass spectrometry (GC-MS).

*GC-MS utilized where indicated.

Method: QSP 1212 - Analysis of Pesticides and Mycotoxins by LC-MS or QSP 1213 - Analysis of Pesticides by GC-MS

CANNABINOID TEST RESULTS - 07/05/2024

COMPOUND	LOD/LOQ (mg/g)	MEASUREMENT UNCERTAINTY (mg/g)	RESULT (mg/g)	RESULT (%)
CBD	0.004 / 0.011	±1.2928	34.659	3.4659
CBC	0.003 / 0.010	±0.0584	1.815	0.1815
CBG	0.002 / 0.006	±0.0471	0.972	0.0972
Δ ⁹ -THC	0.002 / 0.014	±0.0525	0.956	0.0956
CBDV	0.002 / 0.012	±0.0100	0.244	0.0244
CBL	0.003 / 0.010	±0.0049	0.132	0.0132
CBN	0.001 / 0.007	±0.0013	0.046	0.0046
THCV	0.002 / 0.012	N/A	<LOQ	<LOQ
Δ ⁸ -THC	0.01 / 0.02	N/A	ND	ND
THCa	0.001 / 0.005	N/A	ND	ND
THCVa	0.002 / 0.019	N/A	ND	ND
CBDa	0.001 / 0.026	N/A	ND	ND
CBDVa	0.001 / 0.018	N/A	ND	ND
CBGa	0.002 / 0.007	N/A	ND	ND
CBCa	0.001 / 0.015	N/A	ND	ND
SUM OF CANNABINOIDS			38.824 mg/g	3.8824%

PESTICIDE TEST RESULTS - 07/12/2024 ✓ PASS

COMPOUND	LOD/LOQ (µg/g)	ACTION LIMIT (µg/g)	MEASUREMENT UNCERTAINTY (µg/g)	RESULT (µg/g)	RESULT
Abamectin	0.03 / 0.10	0.3	N/A	ND	PASS
Acephate	0.02 / 0.07	5	N/A	ND	PASS
Acequinocyl	0.02 / 0.07	4	N/A	ND	PASS
Acetamiprid	0.02 / 0.05	5	N/A	ND	PASS
Aldicarb	0.03 / 0.08	≥ LOD	N/A	ND	PASS
Azoxystrobin	0.02 / 0.07	40	N/A	ND	PASS
Bifenazate	0.01 / 0.04	5	N/A	ND	PASS
Bifenthrin	0.02 / 0.05	0.5	N/A	ND	PASS
Boscalid	0.03 / 0.09	10	N/A	ND	PASS
Captan	0.19 / 0.57	5	N/A	ND	PASS
Carbaryl	0.02 / 0.06	0.5	N/A	ND	PASS
Carbofuran	0.02 / 0.05	≥ LOD	N/A	ND	PASS
Chlorantraniliprole	0.04 / 0.12	40	N/A	ND	PASS

Continued on next page


Pesticide Analysis *Continued*

PESTICIDE TEST RESULTS - 07/12/2024 *continued* ✔ PASS

COMPOUND	LOD/LOQ (µg/g)	ACTION LIMIT (µg/g)	MEASUREMENT UNCERTAINTY (µg/g)	RESULT (µg/g)	RESULT
Chlordane*	0.03 / 0.08	≥ LOD	N/A	ND	PASS
Chlorfenapyr*	0.03 / 0.10	≥ LOD	N/A	ND	PASS
Chlorpyrifos	0.02 / 0.06	≥ LOD	N/A	ND	PASS
Clofentezine	0.03 / 0.09	0.5	N/A	ND	PASS
Coumaphos	0.02 / 0.07	≥ LOD	N/A	ND	PASS
Cyfluthrin	0.12 / 0.38	1	N/A	ND	PASS
Cypermethrin	0.11 / 0.32	1	N/A	ND	PASS
Daminozide	0.02 / 0.07	≥ LOD	N/A	ND	PASS
Diazinon	0.02 / 0.05	0.2	N/A	ND	PASS
Dichlorvos (DDVP)	0.03 / 0.09	≥ LOD	N/A	ND	PASS
Dimethoate	0.03 / 0.08	≥ LOD	N/A	ND	PASS
Dimethomorph	0.03 / 0.09	20	N/A	ND	PASS
Ethoprophos	0.03 / 0.10	≥ LOD	N/A	ND	PASS
Etofenprox	0.02 / 0.06	≥ LOD	N/A	ND	PASS
Etoxazole	0.02 / 0.06	1.5	N/A	ND	PASS
Fenhexamid	0.03 / 0.09	10	N/A	ND	PASS
Fenoxycarb	0.03 / 0.08	≥ LOD	N/A	ND	PASS
Fenpyroximate	0.02 / 0.06	2	N/A	ND	PASS
Fipronil	0.03 / 0.08	≥ LOD	N/A	ND	PASS
Flonicamid	0.03 / 0.10	2	N/A	ND	PASS
Fludioxonil	0.03 / 0.10	30	N/A	ND	PASS
Hexythiazox	0.02 / 0.07	2	N/A	ND	PASS
Imazalil	0.02 / 0.06	≥ LOD	N/A	ND	PASS
Imidacloprid	0.04 / 0.11	3	N/A	ND	PASS
Kresoxim-methyl	0.02 / 0.07	1	N/A	ND	PASS
Malathion	0.03 / 0.09	5	N/A	ND	PASS
Metalaxyl	0.02 / 0.07	15	N/A	ND	PASS
Methiocarb	0.02 / 0.07	≥ LOD	N/A	ND	PASS
Methomyl	0.03 / 0.10	0.1	N/A	ND	PASS
Mevinphos	0.03 / 0.09	≥ LOD	N/A	ND	PASS
Myclobutanil	0.03 / 0.09	9	N/A	ND	PASS
Naled	0.02 / 0.07	0.5	N/A	ND	PASS
Oxamyl	0.04 / 0.11	0.2	N/A	ND	PASS
Paclobutrazol	0.02 / 0.05	≥ LOD	N/A	ND	PASS
Parathion-methyl	0.03 / 0.10	≥ LOD	N/A	ND	PASS
Pentachloronitrobenzene*	0.03 / 0.09	0.2	N/A	ND	PASS
Permethrin	0.04 / 0.12	20	N/A	ND	PASS
Phosmet	0.03 / 0.10	0.2	N/A	ND	PASS
Piperonyl Butoxide	0.02 / 0.07	8	N/A	ND	PASS
Prallethrin	0.03 / 0.08	0.4	N/A	ND	PASS
Propiconazole	0.02 / 0.07	20	N/A	ND	PASS

Continued on next page



Pesticide Analysis *Continued*

PESTICIDE TEST RESULTS - 07/12/2024 *continued* ✓ PASS

COMPOUND	LOD/LOQ (µg/g)	ACTION LIMIT (µg/g)	MEASUREMENT UNCERTAINTY (µg/g)	RESULT (µg/g)	RESULT
Propoxur	0.03 / 0.09	≥ LOD	N/A	ND	PASS
Pyrethrins	0.04 / 0.12	1	N/A	ND	PASS
Pyridaben	0.02 / 0.07	3	N/A	ND	PASS
Spinetoram	0.02 / 0.07	3	N/A	ND	PASS
Spinosad	0.02 / 0.07	3	N/A	ND	PASS
Spiromesifen	0.02 / 0.05	12	N/A	ND	PASS
Spirotetramat	0.02 / 0.06	13	N/A	ND	PASS
Spiroxamine	0.03 / 0.08	≥ LOD	N/A	ND	PASS
Tebuconazole	0.02 / 0.07	2	N/A	ND	PASS
Thiacloprid	0.03 / 0.10	≥ LOD	N/A	ND	PASS
Thiamethoxam	0.03 / 0.10	4.5	N/A	ND	PASS
Trifloxystrobin	0.03 / 0.08	30	N/A	ND	PASS



Residual Solvents Analysis

Residual Solvent analysis utilizing gas chromatography-mass spectrometry (GC-MS).

Method: QSP 1204 - Analysis of Residual Solvents by GC-MS

RESIDUAL SOLVENTS TEST RESULTS - 07/13/2024 ✓ PASS

COMPOUND	LOD/LOQ (µg/g)	ACTION LIMIT (µg/g)	MEASUREMENT UNCERTAINTY (µg/g)	RESULT (µg/g)	RESULT
Propane	10 / 20	5000	N/A	ND	PASS
n-Butane	10 / 50	5000	N/A	ND	PASS
n-Pentane	20 / 50	5000	N/A	ND	PASS
n-Hexane	2 / 5	290	N/A	ND	PASS
n-Heptane	20 / 60	5000	N/A	ND	PASS
Benzene	0.03 / 0.09	1	N/A	ND	PASS
Toluene	7 / 21	890	N/A	ND	PASS
Total Xylenes	50 / 160	2170	N/A	ND	PASS
Methanol	50 / 200	3000	N/A	ND	PASS
Ethanol	20 / 50		±35.8	1240	
2-Propanol (Isopropyl Alcohol)	10 / 40		N/A	ND	
Acetone	20 / 50	5000	N/A	ND	PASS
Ethyl Ether	20 / 50	5000	N/A	ND	PASS
Ethylene Oxide	0.3 / 0.8	1	N/A	ND	PASS
Ethyl Acetate	20 / 60	5000	N/A	ND	PASS
Chloroform	0.1 / 0.2	1	N/A	ND	PASS
Dichloromethane (Methylene Chloride)	0.3 / 0.9	1	N/A	ND	PASS
Trichloroethylene	0.1 / 0.3	1	N/A	ND	PASS
1,2-Dichloroethane	0.05 / 0.1	1	N/A	ND	PASS
Acetonitrile	2 / 7	410	N/A	ND	PASS



Heavy Metals Analysis

Heavy metal analysis utilizing inductively coupled plasma-mass spectrometry (ICP-MS).

Method: QSP 1160 - Analysis of Heavy Metals by ICP-MS

Microbiology Analysis
PCR AND PLATING

Analysis conducted by polymerase chain reaction (PCR) and fluorescence detection of microbiological contaminants.

Method: QSP 1221 - Analysis of Microbiological Contaminants

Analysis conducted by 3M™ Petrifilm™ and plate counts of microbiological contaminants.

Method: QSP 6794 - Plating with 3M™ Petrifilm™

NOTES
Reason for Amendment: Add/Remove Test(s)

HEAVY METALS TEST RESULTS - 07/11/2024 ✓ PASS

COMPOUND	LOD/LOQ (µg/g)	ACTION LIMIT (µg/g)	MEASUREMENT UNCERTAINTY (µg/g)	RESULT (µg/g)	RESULT
Arsenic	0.02 / 0.1	1.5	N/A	ND	PASS
Cadmium	0.02 / 0.05	0.5	N/A	ND	PASS
Lead	0.04 / 0.1	0.5	N/A	ND	PASS
Mercury	0.002 / 0.01	3	N/A	ND	PASS

MICROBIOLOGY TEST RESULTS (PCR) - 07/15/2024 ✓ PASS

COMPOUND	ACTION LIMIT	RESULT	RESULT
Shiga toxin-producing <i>Escherichia coli</i>	Not Detected in 1g	ND	PASS
<i>Salmonella</i> spp.	Not Detected in 1g	ND	PASS

MICROBIOLOGY TEST RESULTS (PLATING) - 07/15/2024 ND

COMPOUND	RESULT (cfu/g)
Total Aerobic Bacteria	ND
Total Yeast and Mold	ND
Coliforms	ND